

## 360° Self-leveling Tri-Plane Green Laser

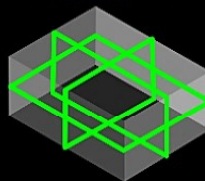


# BART-3DG II

## PROFESSIONAL TRI-PLANE 360° GREEN LASER LEVEL

FEATURES  
3 \* 360° green laser lines

NEW with multi-angle  
super magnetic wall mount



Working range <b>230'</b> 70m /w receiver	Accuracy <b>1/4" / 100'</b> 2mm / 10m	3*360° <b>3D</b> LASER	Continuous <b>8hrs</b> working time	Dust/ Water <b>IP54</b> Resistance
---	---	------------------------------	---	--

### Features

- Most powerful linear laser range! 130 feet (40m) indoor. Use a receiver to achieve 230 feet (70m).
- Ultra bright green laser lines fit for all floor, wall and ceiling works.
- 360° automatic self-leveling tri-plane green laser level.
- Fine-tuning rotating base: ideal for plastering work.
- Pendulum lock mode for inclined planes.
- Outdoor friendly.
- 3 power options: lithium-ion battery, standard AA batteries, or DC adaptor.
- TPE cover for extra protection and IP54 for water/ dust resistance.



### Specification

Working Range	130 ft (40m) indoor 230 ft (70m) working range with receiver
Accuracy	±1/4 in @ 100 ft (2mm @ 10m)
Self-leveling range	±4°
Laser class/ Wavelength	Class II/ 532nm
Waterproof/dustproof	IP54
Power supply	3.7V Li-ion battery/ 4 x AA batteries/ DC charger (AA batteries not included in some countries)
Operating temperature	14° F / -10° C ~ 104° F / 40° C
Incline mode	Transport Lock & Individually shiftable function
Out-of-level-indication	Optical signal and Audio alert
Tripod thread	1/4" & 5/8"



**BEITER LASER.** Beiter- Build Better- originated from a new idea that aims to improve the home renovation experience by building a better home and building a better life.

Beiter is a profound international brand of Woodwell Group, a company with over 36 years of experience in manufacturing and distributing professional construction tools. With a separate sector in the States, Beiter is based in California and has launched off at numerous trade shows. Currently, Beiter serves the Americas, Europe, Asia and

Middle East region.

The Beiter brand is originated from the German word "bauarbeiter," which means professional home builder. It aims to focus on users that from home improvement builders to professional contractors, to large scale construction projects.

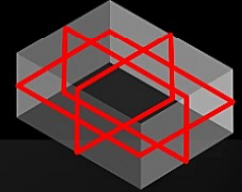
www.beiterlaser.com info@beiterlaser.com Tel: 1-800-882-8022   @beiterlaser



# BART-3D II

## PROFESSIONAL TRI-PLANE 360° RED LASER LEVEL

FEATURES  
3 \* 360° red laser lines



Working range  
**230'**  
70m /w receiver

Accuracy  
**1/4" / 100'**  
2mm / 10m

3\*360°  
**3D**  
LASER

Continuous  
**8hrs**  
working time

Dust/ Water  
**IP54**  
Resistance

### Features

- 100 feet (30m) indoor. Use a receiver to achieve 230 feet (70m).
- 360° automatic self-leveling tri-plane red laser level.
- Smart vertical cone beam design allows min. working distance at 6mm from the wall.
- Bottom laser cross dial for flooring.
- TPE cover for extra protection and IP54 for water/ dust resistance.
- 3 power options: lithium-ion battery, standard AA batteries, or DC adaptor.

**NEW with multi-angle super magnetic wall mount**



### Specification

Working Range	100 ft. (30m) indoor 230 ft. (70m) working range with receiver
Accuracy	±1/4 in @ 100 ft (2mm @ 10m)
Self-leveling range	±4°
Laser class/ Wavelength	Class II / 660nm
Waterproof/dustproof	IP54
Power supply	3.7V Li-ion battery/ 4 x AA batteries/ DC charger (AA batteries not included in some countries)
Operating temperature	14° F / -10° C ~ 104° F / 40° C
Incline mode	Transport Lock & Individually shiftable function
Out-of-level-indication	Optical signal and Audio alert
Tripod thread	1/4" & 5/8"



**210° multi-line self-leveling laser**  
**4 bright cross-lines + plumb dot**

## Model Options

**WAVE-10G: Full Green laser lines**

**WAVE-10/10S: Full Red laser lines**

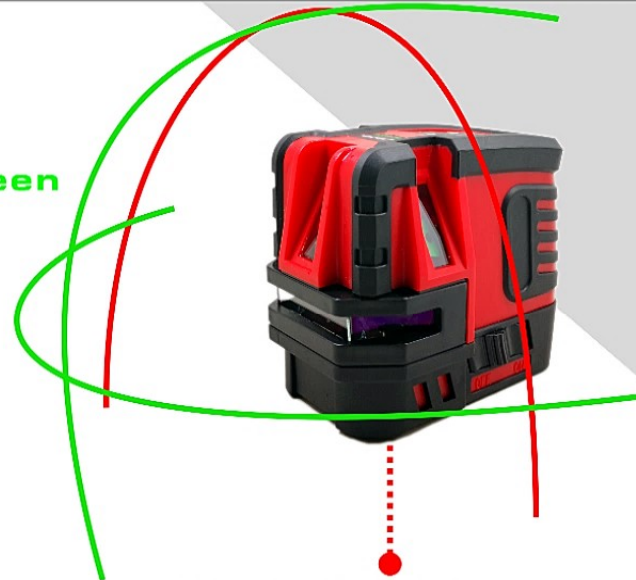
**WAVE-COMBI: Combi with Red and Green**

## Features

- **4 crosslines** in front, sides and ceiling, in addition to a plumb dot.
- **3 power options:** lithium-ion battery, standard AA batteries, or DC adaptor.
- **Transport lock function.**
- **Accessory:** LWP-MK Strong magnetic wall mount with adjustable angle.

## Specification

Working Range	Red Laser: 32ft (10m) Green Laser: 60ft (20m) 230ft (70m) working range with receiver
Accuracy	±1/4 in @ 100 ft (2mm @ 10m)
Self-leveling range	±4°
Laser class/ Wavelength	Class II Green line: 515nm Red line: 635nm Plumb dot: 650nm
Waterproof/ dustproof	IP54
Power supply	3.7V Li-ion battery/ 4 x AA batteries/ DC charger (AA batteries not included in some countries)
Operating temperature	14° F / -10° C ~ 104° F / 40° C
Incline mode	Transport Lock & Individually shiftable function
Out-of-level-indication	Optical signal and Audio alert
Tripod thread	1/4"



\*WAVE-COMBI as illustrated

Max Working range <b>230'</b> <small>70m /w receiver</small>	Accuracy <b>1/4" / 100'</b> <small>2mm / 10m</small>	<b>210°</b> LASER	Max Continuous <b>10 hrs</b> working time	Dust/ Water <b>IP54</b> Resistance
--	--	----------------------	---	--



### PROFESSIONAL KIT-SET

Laser + LWP-8M magnetic multi-angle wall mount + cell holder+ Li-ion battery + DC- charger + compact hard carrying case

## Usage Demos



**Multi-angle Manetic Wall Mount**  
Multi-angle for incline function of laser level. Allow plumb dot.



**Leveling**  
Self-leveling crossline beams helps getting all alignments straight and level.



**Inclined guidance**  
Switch to LOCK to fix laser beam on slope mode for stairway or any projects on a slope design.



**Tiling Projects**  
The 90° laser beam on floor makes tiling flawless and easy.



**GREEN Linear Laser Receiver with Clamp**  
LED light indicator. Sensor panel and speaker. Best within 230 ft (70m) range.



## 360-degree double crossline laser with Plumb Point

### Model Options


**BOX-CV2G: Full Green laser lines**

**BOX-CV2: Full Red laser lines**

### SUPER BRIGHTNESS

Word of mouth has it, Beiter's sharp diode technology has over a decade experience engineering and making the brightest beams across the industry.

No matter you are getting the Green and Red laser, once you put a Beiter laser in your hand, you will shout "BEITER-BRIGHTER" !



### Features

- New package with the international bestselling LWP-8M/ MK Super magnetic wall bracket. Adjustable at any angle.
- Mount the LWP-8M /MK on a regular 5/8" tripod to replace a retractable tripod.
- Highly visible laser lines, can use with optional laser receiver. Good for outdoor.
- Ultra bright 360° laser lines fit for floor / wall / ceiling works.
- TPE cover for extra protection and IP54 for water/dust resistance.
- Optional to use with fine-tuning rotating base: ideal for plastering work.



#### PROFESSIONAL KIT-SET

- Laser
- LWP-8M /MK magnetic multi-angle wall mount
- Cell holder
- Li-ion battery
- DC- charger
- Compact hard carrying case

### Specification

Working Range	Red Laser: 32ft (10m) Green Laser: 60ft (20m) 230ft (70m) working range with receiver
Accuracy	±1/4 in @ 100 ft (2mm @ 10m)
Self-leveling range	±4°
Laser class/ Wavelength	Class II Red laser: 638nm for cone, 635 for line for line and 660nm for plumb point. Green laser: 532nm for cone & line, 660nm for plumb point.
Waterproof/ dustproof	IP54
Power supply	3.7V Li-ion battery/ 4 x AA batteries/ DC charger (AA batteries not included in some countries)
Operating temperature	14° F / -10° C ~ 104° F / 40° C
Incline mode	Transport Lock & Individually shiftable function
Out-of-level-indication	Optical signal and Audio alert
Tripod thread	1/4" & 5/8"

#### Optional as accessory

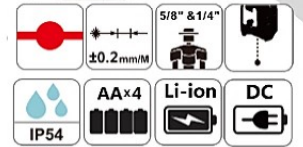
**LB-FRB1**  
Fine-tuning  
Rotating Base





## Self-leveling Crossline **RED** laser with Ceiling Point and Plumb Point

- 2-in-1 Laser with 2 points plus a cross-line.
- Ultra-bright **red** laser points and lines.
- For horizontal leveling, vertical alignment, squaring, layout, and plumb point transfer.



### Features

- Front cross-line red laser with ceiling point and plumb point .
- 100ft. (30m) indoor working range.
- Receiver mode for 230ft.(70m) distance.
- 3 power options for extended longevity and adaptable environments.

### Specification

Working Range	100 ft. (30m) indoor 230 ft. (70m) working range with receiver
Accuracy	±1/4 in @ 100 ft (2mm @ 10m)
Self-leveling range	±4°
Laser class/ Wavelength	Class II / 635nm for line & ceiling dot; 660nm for plumb point.
Waterproof/ dustproof	IP54
Power supply	3.7V Li-ion battery/ 4 x AA batteries/ DC charger (AA batteries not included in some countries)
Operating temperature	14° F / -10° C ~ 104° F / 40° C
Incline mode	Transport Lock & Individually shiftable function
Out-of-level-indication	Optical signal and Audio alert
Tripod thread	1/4" & 5/8"



## Self-leveling Cross line **GREEN** laser with Ceiling Point and Plumb Point

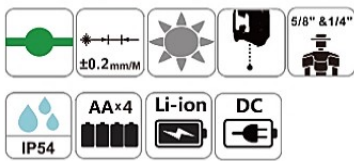
- Highly visible **green** cross-line.
- For ceiling point and plumb point for horizontal leveling and vertical alignment.
- Audio incline alert and Incline lock feature.

### Features

- Front cross-line green laser with ceiling point and plumb point .
- 130 ft .(40m) indoor working range.
- Receiver mode for 230ft (70m) distance.
- 3 power options for extended longevity and adaptable environments.

### Specification

Working Range	130 ft (40m) indoor 230 ft (70m) working range with receiver
Accuracy	±1/4 in @ 100 ft (2mm @ 10m)
Self-leveling range	±4°
Laser class/ Wavelength	Class II / 515nm for line & ceiling dot; 660nm for plumb point.
Waterproof/ dustproof	IP54
Power supply	3.7V Li-ion battery/ 4 x AA batteries/ DC charger (AA batteries not included in some countries)
Operating temperature	14° F / -10° C ~ 104° F / 40° C
Incline mode	Transport Lock & Individually shiftable function
Out-of-level-indication	Optical signal and Audio alert
Tripod thread	1/4" & 5/8"

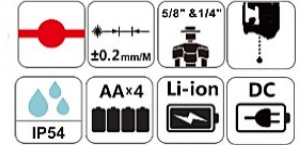


# BRODY-X4P



## Self-leveling 4-point Alignment **RED** 2-in-1 Laser with 4 points plus a cross-line combo

- 2-in-1 Laser with 4 points plus a cross-line.
- Ultra-bright **red** laser points and lines.
- For horizontal leveling, vertical alignment, squaring, layout, and plumb point transfer.



### Features

- Front cross-line with 4 points.
- 100 ft. (30m) indoor working range.
- Receiver mode for 230ft. (70m) distances.
- 3 power options: lithium-ion battery, standard AA batteries, or DC adaptor.




### Specification

Working Range	100 ft. (30m) indoor 230 ft. (70m) working range with receiver
Accuracy	±1/4 in @ 100 ft (2mm @ 10m)
Self-leveling range	±4°
Laser class/ Wavelength	Class II / 635nm for line & dots; 660nm for plumb point.
Waterproof/ dustproof	IP54
Power supply	3.7V Li-ion battery/ 4 x AA batteries/ DC charger (AA batteries not included in some countries)
Operating temperature	14° F / -10° C ~ 104° F / 40° C
Incline mode	Transport Lock & Individually shiftable function
Out-of-level-indication	Optical signal and Audio alert
Tripod thread	1/4" & 5/8"

# BRODY-X4PG

## Self-leveling 4-point Alignment **GREEN** 2-in-1 Laser with 4 points plus a cross-line combo

- 2-in-1 Laser with 4 points plus a cross-line.
- Ultra-bright **green** laser points and lines.
- For horizontal leveling, vertical alignment, squaring, layout, and plumb point transfer.

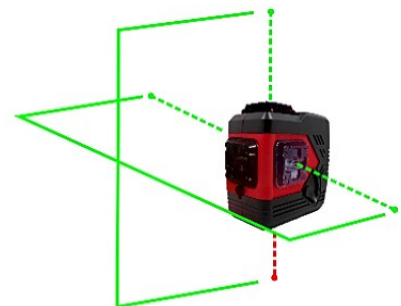


### Specification

Working Range	130 ft (40m) indoor 230 ft (70m) working range with receiver
Accuracy	±1/4 in @ 100 ft (2mm @ 10m)
Self-leveling range	±4°
Laser class/ Wavelength	Class II / 515nm for line & dots; 660nm for plumb point.
Waterproof/ dustproof	IP54
Power supply	3.7V Li-ion battery/ 4 x AA batteries/ DC charger (AA batteries not included in some countries)
Operating temperature	-14° F / -10° C ~ 104° F / 40° C
Incline mode	Transport Lock & Individually shiftable function
Out-of-level-indication	Optical signal and Audio alert
Tripod thread	1/4" & 5/8"

### Features

- Front cross-line with 4 points **green** laser.
- 130 ft. (40m) indoor working range.
- Receiver mode for 230ft.(70m) distances.
- 3 power options: lithium-ion battery, standard AA batteries, or DC adaptor.



## Beiter GREEN Electronic Laser System 360° Horizontal and Vertical

### Features

- **FULL KIT Landscape, Construction/Concrete Use, Horizontal & Vertical, Interior/Exterior!**
- **Automatic electronic self-leveling**
- **Full kit with all premium accessories including detector**
- **Working range: 230ft (70m) with detector**

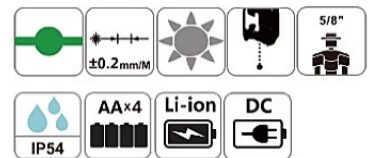
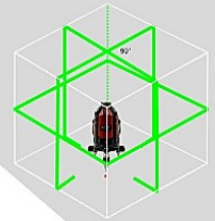
### Specification

Working Range	130ft (40m) 230ft (70m) working range with receiver
Accuracy	±1/4 in @ 100 ft (2mm @ 10m)
Self-leveling range	±3°
Laser class/ Wavelength	Class II Green line: 510-540nm Plumb dot: 650nm
Waterproof/ dustproof	IP54
Power supply	3.7V Li-ion battery/ 4 x AA batteries/ DC charger (AA batteries not included in some countries)
Operating temperature	14° F / -10° C ~ 104° F / 40° C
Incline mode	Transport Lock & Individually shiftable function
Out-of-level-indication	Optical signal and Audio alert
Tripod thread	5/8"

### PROFESSIONAL KIT-SET

(1) Bmoto-8G, (2) Ceiling Targets, (1) Li-ion Battery, (1) DC Charger, (2) Layout Target, (1) Operating Manual, (1) Hard Carrying Case

Optional:  
 (1) Laser Detector and clamp



Automatic  
**Electronic**  
Self-leveling

Dust/ Water  
**IP54**  
Resistance

Accuracy  
±1/4" @ 100'  
±2mm @ 10m

Fine tuning  
**360°**  
Rotating base

Working range  
**230 ft.**  
(70m)  
W/ receiver



#### Leveling

Self-leveling crossline beams helps getting all alignments straight and level.



**Multi-angle Manetic Wall Mount**  
 Multi-angle for incline function of laser level.  
 Allow plumb dot.



**LR90G GREEN Linear Laser Receiver with Clamp**  
 Use receiver to extend working range to 230 ft (70m).

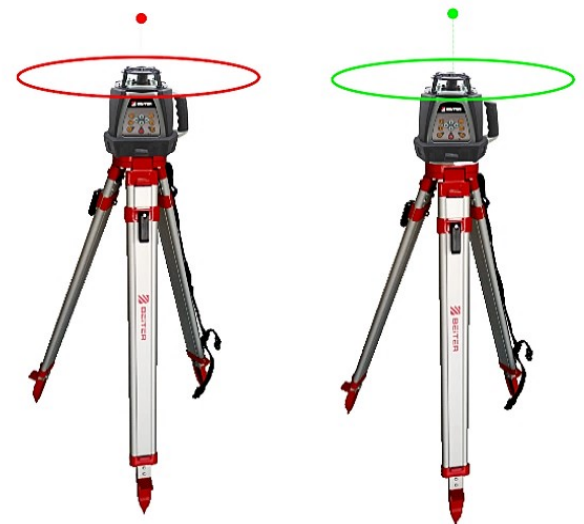


## Beiter Motorized Dual-direction Rotating Lasers

- Vertically and horizontally self-levelling by a motor mechanism.
- 5 speeds of scanning: 0-60-120-300-6000 rpm and 5 angles of scanning: 0°, 10°, 45°, 90°, 180°.
- Complimentary remote control up to 30m indoors and 20m outdoors, and receiver up to 600m diameter.
- 90° plumb dot up and down.
- Powered by rechargeable NiMH batteries.
- IP65, extremely water-proof and dust-proof.

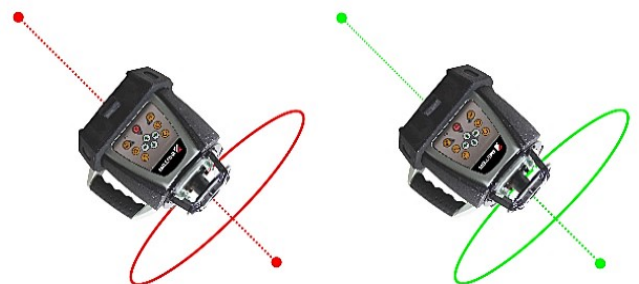


Technical Specifications:	
Laser Features:	Motorised horizontal and vertical scanning
Working Range with receiver (m)	Red laser: 400m (diameter) Green laser: 600m (diameter)
Accuracy	±1/16" @ 100ft. (±0.05 mm/m)
Self-leveling range, °	±5°
Laser Class/ wavelength	Class 3R 635nm for red laser / 532nm for green laser
Waterproof/ Dustproof rating	IP65
Horizontal laser angle, °	360
Vertical laser angle, °	360
Tripod Thread	5/8"
Power Supply	4 x C NiMH rechargeable batteries
Operating Temperature, °C	-10°C-45°C
Weight, kg	2
DC charger	Yes
Out-Of-Level indication	Optical signals
Incline Mode	Yes



### Pro Package:

- (1) Rotary laser, (1) laser intensive glasses, (1) laser target, (1) remote control, (1) receiver and clamp, (1) rechargeable Ni-MH battery pack with charger ( installed in the instrument), (1) instruction manual , (1) hard carrying case



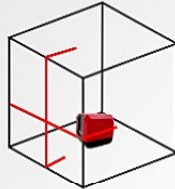




Includes  
L-Clamp



Also available  
in green laser



## TED-L2

### Pocket-sized Self-leveling Crossliner with Mount

Self Leveling Cross Lines: horizontal & vertical  
32ft (10m) or Green: 82ft (25m) indoor working range  
Accuracy: 1/5" (5mm) at a range of 30 ft (10m).  
Transport Lock helps prevent damage to internal components  
Compact, lightweight design



Includes  
L-Clamp



Also available  
in green laser



## TED-L4

### Pocket-sized Self-leveling Crossliner with Mount

Self Leveling Cross Lines: 1 horizontal & 2 vertical  
32ft (10m) or Green: 82ft (25m) indoor working range  
Accuracy: 1/5" (5mm) at a range of 30 ft (10m).  
Transport Lock helps prevent damage to internal components  
Compact, lightweight design

## BOL-32X

### Beiter 32x Automatic Optical Level



#### The most accurate optical levels on site

- Flexibility – The BOL series is designed for all types of surveying tasks, including routine leveling on construction sites, check or monitor buildings, railways or roads.
- Highest accuracy and reliability. The top-class optical quality of Beiter Laser System delivers a high contrast image and precise reading even under unfavorable light conditions.
- High temperature stability and fast set-up - Use the coarse movement of the focusing knob for rapid setting with minimum turning. Fine movement gives final touch a perfect image.

#### Specification

Magnification	32X
Image	Erect image
Objective aperture	≥42mm
Min.focusing distance	0.3mm
Stadia multiplications constant	100
Stadia additive constant	0
Resolution	≤4"
Working range	15'
Compensating error	≤ ±0.3"/1'
Setting accuracy	≤ ±0.5"
Scale graduation range	360°/400G
Scale minimum value	1" /1gon
GO/RE observations error	±2mm/km
Sensitivity of circular bubble	8'/2mm
Base screw	M16 or 5/8" X1/11" (optional)
Environmental temperature	-25°C to ±50°C



#### Includes:

- Automatic Optical Level
- Plumb Bob
- Hard Carrying Case
- Tool Kit

# 2019 NEW accessory! Versatile "Yoga" Magnetic Wall Mount Model: LWP-MK


**5 KEY BREAKTHROUGH!**

1. Interchangeable 1/4" and 5/8" thread\* (Ship with 1/4" by default, 5/8" at request)
2. Mount to a tripod to function as a reclining tripod.
3. Super heavy duty with rare earth magnet. Max. weight: 10lbs
4. Flexible angle adjustment
5. Extended length for extra support. (can lift a rotary laser)



**LR-70 / LR-90G**

Laser Receiver with clamp



**L-Clamp**

Multi-angle clamp 1/4" adaptor



**L213B-RB**

Rotating Base with Angle Scale



**LB-FRB1**

Fine-tuning Rotating Base



Rotates 360° by the precision of a fine adjustment knob, while staying centered on the plumb point

**LWP-RMX**

Heavy Duty Magnetic Rotating Wall Mount



**T102/ T120/ T150**

1m/1.2m/ 1.5m Elevating Tripod



**BT 160FH/BT160DH**

1.6m Builders Tripod



**BE-STAFF**

Telescopic leveling staff 5m 5-section 2-sided staff





# BEITER

BUILD BETTER

## CORDLESS DRILL DRIVER

### Lithium-ion Power

### BT415-12V

### BT415-16V

#### Features

- Compact, lightweight design fits into tight areas.
- Ergonomic Handle delivers comfort and control.
- High speed transmission delivers 2 speed (BT415-12V: 0-350 & 0-1350 rpm; BT415-16V: 0-450 & 0-1600 rpm ) for a range of fastening and drilling applications.
- 16 Stage clutch for precise torque setting.
- LED power lamp.



#### Technical Data

Model No.	BT415-12V	BT415-16V
Rated Voltage	12V	16V
No Load Speed (RPM)	Two-speed	Two-speed
1 <sup>st</sup> gear	0-350/min	0-450/min
2 <sup>nd</sup> gear	0-1350/min	0-1600/min
Torque Settings	16 + 1	16 + 1
Chuck Size	10mm (3/8")	10mm (3/8")
Rated Torque (Nm)	28/14	32/14
Li-ion Battery Volume	2*1.5Ah	2*2.0Ah
Charge time	60min	75min
Max. Capacities		
Wood	20mm (3/4")	25mm (3/4")
Steel	10mm (3/8")	10mm (3/8")
Net Weight	1.0kg	1.1kg
Voltage Rating	100-240V~50Hz	100-240V~50Hz



**Professional Kit-set**  
 1 x Beiter Drill Driver  
 2 x Li-ion Batteries  
 1 x Charger  
 1 x Hard Carrying Case

**Upgrade options:**



Fast charger



Nylon tool bag



Drop-proof Case



TRP cover Handle



Max power Li-ion battery



Reversing Switch



High-speed Torque motor



Two Speeds



Metal Gear case


# BEITER TECHNOLOGIES USA LLC



All BEITER laser levels are guaranteed a 12-month warranty from date of purchase. You may extend your warranty up to 3 years by registering your product on [www.beiterlaser.com/warranty](http://www.beiterlaser.com/warranty) within the first 30 days of purchase. Read Warranty & Service on manual for further details.



## AUTHORIZED DISTRIBUTOR



**BEITER TECHNOLOGIES USA**  
[www.beiterlaser.com](http://www.beiterlaser.com)

[info@beiterlaser.com](mailto:info@beiterlaser.com) Tel: 1-800-882-8022

