

BART-3DG

360° Self-leveling Tri-Plane **Green** Laser



BART-3DG
TRI-PLANE 360°
LASER LEVEL



Features

- Most powerful linear laser range! 130 feet indoor and use a receiver to achieve 230 feet.
- Ultra bright green laser lines fit for all floor, wall and ceiling works.
- 360° automatic self-leveling tri-plane green laser level.
- Fine-tuning rotating base: ideal for plastering work.
- Pendulum lock mode for inclined planes.
- Outdoor friendly.
- 3 power options: lithium-ion battery, standard AA batteries, or DC adaptor.
- Over-mold allowing shock and water/dust resistance.



Specification

Working Range	130 ft. indoor
Accuracy	1/8" at a range of 60 ft.
Self-leveling range	±4°
Laser class/ Wavelength	Class IIM/ 532nm
Waterproof/dustproof	IP54
Power supply	3.7V Li-ion battery/ 4 x AA batteries/ DC charger (all included)
Operating temperature	-10°C - 40°C
Incline mode	Transport Lock & Individually shiftable function
Out-of-level-indication	Optical signals
Tripod thread	1/4" & 5/8"



BEITER LASER. **Beiter- Build Better**- originated from a new idea that aims to improve the home renovation experience through building a better home and building a better life.

Beiter is a profound international brand of Woodwell Group, a company with over 35 years of experience in manufacturing and distributing professional level construction tools. With a separate sector in the States, Beiter is based in

California and has launched off at numerous trade shows. Currently, Beiter serves the Americas, Europe, and Oceania.

Beiter first originated from the German word "bauarbeiter," which means professional home builder. It aims to focus on our users that range from home builders to professional and large scale projects.

360° Self-leveling Tri-Plane Red Laser



BART-3D

TRI-PLANE 360° LASER LEVEL

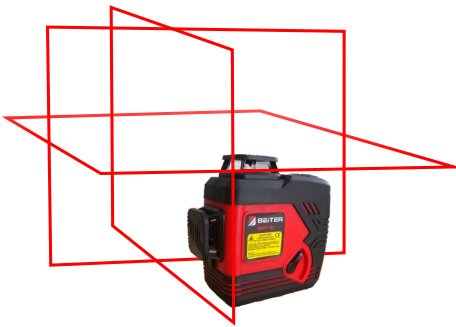


Features

- 90 feet indoor and use a receiver to achieve 230 feet.
- 360° automatic self-leveling tri-plane red laser level.
- Fine-tuning rotating base: ideal for plastering work.
- Cone diode makes convenient for work close to surface in 6mm distance.
- Straightforward plumb function using laser crosses.
- TPE cover for drop proof protection and IP54 for water/ dust resistance.
- 3 power options: lithium-ion battery, standard AA batteries, or DC adaptor.
- Over-mold allowing shock and water/dust resistance.

Specification

Working Range	90 ft. indoor
Accuracy	1/8" at a range of 60 ft.
Self-leveling range	±4°
Laser class/ Wavelength	Class IIM/ 660nm
Waterproof/dustproof	IP54
Power supply	3.7V Li-ion battery/ 4 x AA batteries/ DC charger (all included)
Operating temperature	-10°C - 40°C
Incline mode	Transport Lock & Individually shiftable function
Out-of-level-indication	Optical signals
Tripod thread	1/4" & 5/8"



BRODY-X4P

Self-leveling 4-point Alignment **RED** 2-in-1 Laser with 4 points plus a cross-line combo



- 2-in-1 Laser with 4 points plus a cross-line.
- Ultra-bright **red** laser points and lines.
- For horizontal leveling, vertical alignment, squaring, layout, and plumb point transfer.

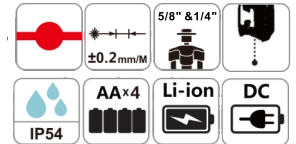
Features

- Front cross-line with 4 points.
- 90 ft. indoor working range.
- Receiver mode for 230ft. distances.
- 3 power options: lithium-ion battery, standard AA batteries, or DC adaptor.



Specification

Working Range	90ft. working range, Use receiver LR-70 under bright condition
Accuracy	1/8" at a range of 60 ft.
Self-leveling range	±4°
Laser class/ Wavelength	Class IIM/ 635nm for line & dots; 660nm for plumb point.
Waterproof/ dustproof	Ip54
Power supply	3.7V Li-ion battery/ 4 x AA batteries/ DC charger (all included)
Operating temperature	-10°C - 40°C
Incline mode	Transport Lock & Individually shiftable function
Out-of-level-indication	Optical signals
Tripod thread	1/4" & 5/8"



BRODY-X4PG

Self-leveling 4-point Alignment **GREEN** 2-in-1 Laser with 4 points plus a cross-line combo



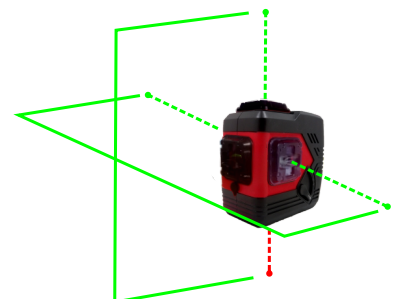
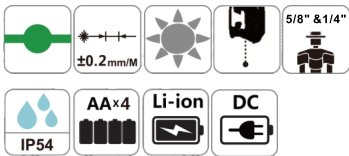
- 2-in-1 Laser with 4 points plus a cross-line.
- Ultra-bright **green** laser points and lines.
- For horizontal leveling, vertical alignment, squaring, layout, and plumb point transfer.

Specification

Working Range	130ft. working range, Use receiver LR-90 under bright condition
Accuracy	1/8" at a range of 60 ft.
Self-leveling range	±4°
Laser class/ Wavelength	Class IIM/ 515nm for line & dots; 660nm for plumb point.
Waterproof/ dustproof	IP54
Power supply	3.7V Li-ion battery/ 4 x AA batteries/ DC charger (all included)
Operating temperature	-10°C - 40°C
Incline mode	Transport Lock & Individually shiftable function
Out-of-level-indication	Optical signals
Tripod thread	1/4" & 5/8"

Features

- Front cross-line with 4 points **green** laser.
- 130 ft. indoor working range.
- Receiver mode for 230ft. distances.
- 3 power options: lithium-ion battery, standard AA batteries, or DC adaptor.

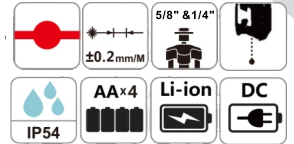


BRUNO-XP



Self-leveling Crossline **RED** laser with Ceiling Point and Plumb Point

- 2-in-1 Laser with 2 points plus a cross-line.
- Ultra-bright **red** laser points and lines.
- For horizontal leveling, vertical alignment, squaring, layout, and plumb point transfer.



Features

- Front cross-line red laser with ceiling point and plumb point .
- 90 ft. indoor working range.
- Receiver mode for 230ft. distance.
- 3 power options for extended longevity and adaptable environments.

Specification

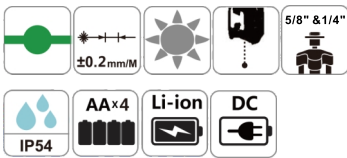
Working Range	90ft. working range, Use receiver LR-70 under bright condition
Accuracy	1/8" at a range of 60 ft.
Self-leveling range	±4°
Laser class/ Wavelength	Class IIM/ 635nm for line & ceiling dot; 660nm for plumb point.
Waterproof/ dustproof	IP54
Power supply	3.7V Li-ion battery/ 4 x AA batteries/ DC charger (all included)
Operating temperature	-10°C - 40°C
Incline mode	Transport Lock & Individually shiftable function
Out-of-level-indication	Optical signals
Tripod thread	1/4" & 5/8"



BRUNO-XPG

Self-leveling Cross line **GREEN** laser with Ceiling Point and Plumb Point

- Highly visible **green** cross-line.
- For ceiling point and plumb point for horizontal leveling and vertical alignment.
- Audio incline alert and Incline lock feature.



Features

- Front cross-line green laser with ceiling point and plumb point .
- 130 ft. indoor working range.
- Receiver mode for 230ft. distance.
- 3 power options for extended longevity and adaptable environments.

Specification

Working Range	130ft. working range, Use receiver LR-90 under bright condition
Accuracy	1/8" at a range of 60 ft.
Self-leveling range	±4°
Laser class/ Wavelength	Class IIM/ 515nm for line & ceiling dot; 660nm for plumb point.
Waterproof/ dustproof	IP54
Power supply	3.7V Li-ion battery/ 4 x AA batteries/ DC charger (all included)
Operating temperature	-10°C - 40°C
Incline mode	Transport Lock & Individually shiftable function
Out-of-level-indication	Optical signals
Tripod thread	1/4" & 5/8"

